



Designed to be
different.



www.schenkerwatermakers.com





MANUFACTURER OF HIGH QUALITY MARINE WATERMAKERS.

Schenker watermakers

Our history

Established in 1998, Schenker is a leading manufacturer of high quality watermakers based on our patented Energy Recovery System. The company prides itself on its continuous investment in research and development, providing its customers with unsurpassed technical solutions.

Our innovation

Schenker uses a low-pressure feed pump. The pressure is then increased using our new patented Energy Recovery System, powered by the waste water from the reverse osmosis process. This reduces the power consumption by up to 80% compared with conventional watermakers.

Our mission

Provide high quality and innovative products that meet our customer needs.
Provide excellent service and on-going support through our network of international representatives.
Provide energy efficient, simple and reliable solutions for making water.

Why choose a Schenker watermakers?

Power consumption is reduced by up to 80% compared with conventional watermakers. For example just 240 Watts is required to produce 60 litres of fresh water.

80% LESS
POWER
CONSUMPTION

Schenker watermakers produce pure fresh water. No need to carry onboard supplies of plastic bottled water thereby reducing our reliance on plastic and protecting our oceans.

REDUCING
WASTE

Thanks to their high efficiency, Schenker watermakers can be powered directly from service batteries without the need to run the engine or generator.

DIRECT
SERVICE
BATTERIES
POWER
SUPPLY

Schenker watermakers low pressure pump and Energy Recovery System result in quiet, vibration free operation.

QUIET
OPERATION

Thanks to the low power consumption, Schenker watermakers can easily be powered by renewable energy.

ECO
SUSTAINABILITY

Schenker watermakers are constructed of corrosion free materials such as carbon fibre and acetylic resins. The watermaker is totally corrosion free.

CORROSION
FREE
MATERIALS

The watermaker will automatically flush the membrane with fresh water at the end of its cycle.

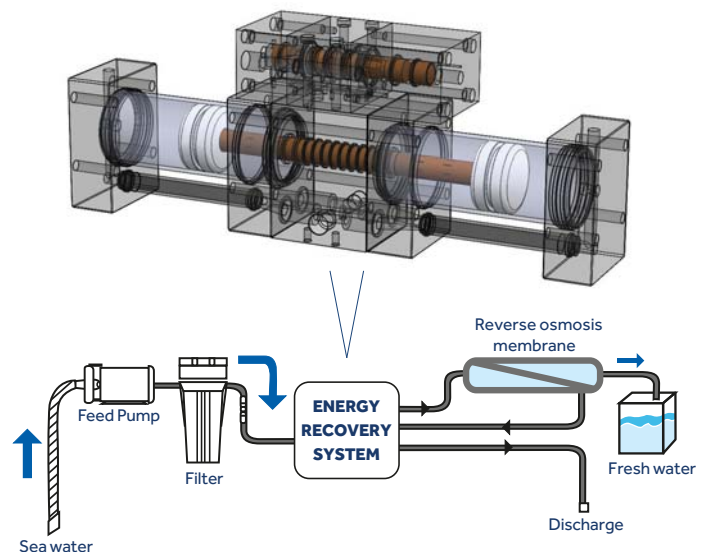
AUTOMATIC
MEMBRANE
FLUSHING

Schenker watermakers new generation seals have been designed using nanotechnology. This material is characterised by a very low friction coefficient and is incredibly long-lasting ensuring reliable operation.

LONG LASTING
COMPONENTS

WORKING PRINCIPLE

Schenker uses a low-pressure feed pump. The pressure is then increased using its new, patented Energy Recovery System powered by the waste water from the reverse osmosis process. This results in very high-energy efficiency with typical power consumption of only 4 Watts per litre of fresh water produced.



Designed to be

Schenker watermakers are simple, quiet, compact, efficient and fully automatic.

A Schenker watermaker will allow you to extend your cruising duration and increase your independence from marinas, allowing you to enjoy more time on the water.

Schenker's two-year warranty is backed up by our international network of sales and service representatives.



different.



THE NEW GENERATION WATERMAKERS

Which model of new generation Schenker watermakers should I choose?

Schenker watermakers are available in five models types:

Zen, Qube, Wiki, Smart and Modular.

All units incorporate Schenker's power saving Energy Recovery System and high quality materials.

The new compact Zen, with its clean looks, ultra-flat design and minimal external fittings, is a perfect choice where onboard space is limited or you want the latest in watermaker design.

Alternatively the more traditional Smart design, with its single long membrane and separate components, will appeal if more onboard space is available. Finally the Modular's split membranes provide a more compact unit for higher outputs of up to 500 litres per hour. The Zen, Qube, Smart and Modular units can be supplied with a choice of either the Basic or Touch control panels.





SMALL, LARGE OR XLARGE

What size of watermaker should i choose?

We all have varying water needs aboard, ranging from 30 to 50 litres per day per person. Your ideal watermaker should provide the daily fresh water needs of the boat in about three to four hours. For example, a yacht with 5 persons onboard may need about 200 litres per day. This could be produced by a Zen 50 watermaker in four hours.

DC OR AC ?

Should i choose a dc or ac watermaker?

All Schenker watermakers are fitted with an Energy Recovery System, reducing the power consumption by up to 80% compared with conventional watermakers . The 30 and 50 litre per hour units are available in DC only. Units from 60 to 150 litres per hour are available in both DC and AC, and the higher output units are AC. The quiet operation of Schenker's watermakers allows you to opt for a smaller output unit that can operate for longer periods to produce the amount of water you need.

Our watermakers



wiki

Wiki, a compact, portable, energy-efficient, Italian-designed watermaker. It doesn't require installation and can be put into operation in a few minutes, by connecting the pipes through practical quick-coupling fittings. 12-24 VDC, low power (110W), easy setup.



ZEN

Quiet, small, light, efficient, affordable. Can be installed horizontally or upright. Very compact, fitting the smallest of spaces.

RANGE

30 - 50 - 100 - 150 litres/hour



ZEN
TWIN

The ZEN Twin is based on two independent watermakers, offers the possibility to operate both or just one machine.

RANGE

200 - 300 litres/hour

Production may vary +/-20% according to the specific working conditions.

Our watermakers



Super-compact watermakers with a contemporary and essential design. Qube is equipped with an extremely quiet and reliable brushless electric motor.

RANGE
65 - 100 litres/hour



Light, single membrane. The ideal solution for those who prefer a simple and essential system.

RANGE
30 - 60 - 80 - 100 litres/hour



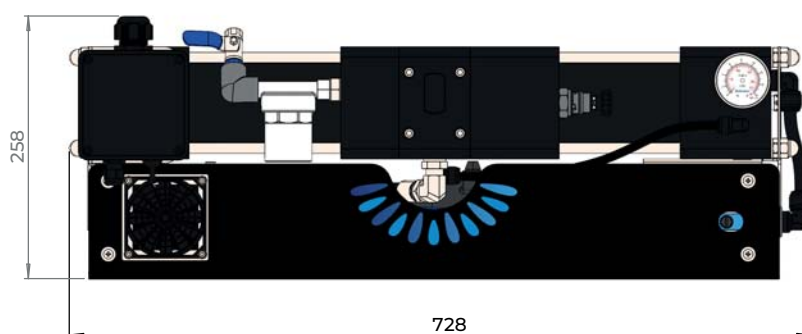
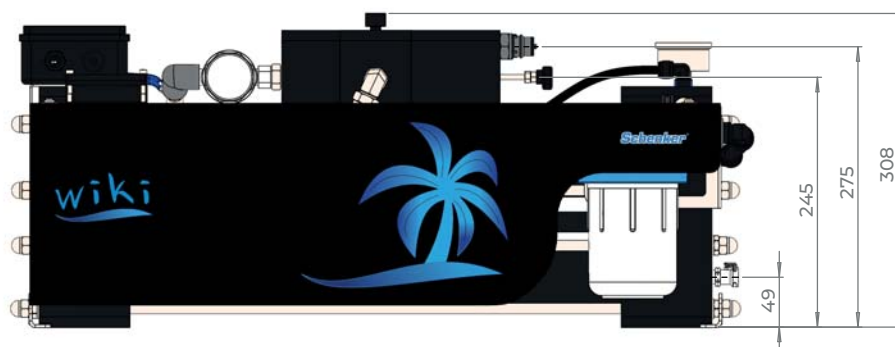
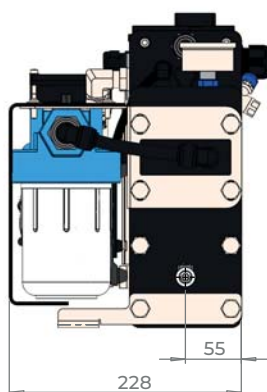
A very compact unit. Choice of output range to satisfy all needs.

RANGE
60 - 100 - 150
230 - 300 - 500 litres/hour

Production may vary +/-20% according to the specific working conditions.



	Power Supply	12 / 24 V
	Consumption	110 Watt
	Weight	26 Kg
	Membranes	n° 1 2,5" x 21"





Power Supply

12 / 24 V



Consumption

110 Watt



Weight

22 Kg



Membranes

n° 1 2,5" x 21"



OCEAN
ROWING
BOATS

INFLATABLE
BOAT

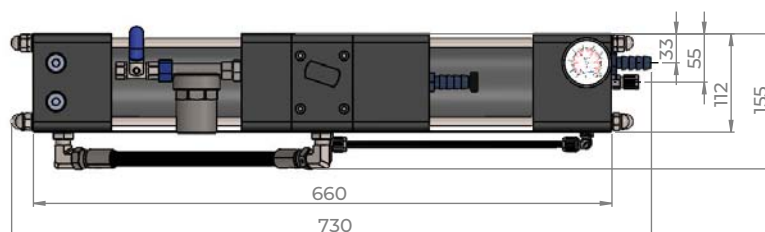

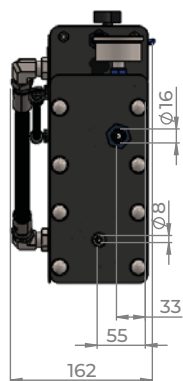

30/40 FEET
SAILBOAT



25/35 FEET
CATAMARAN

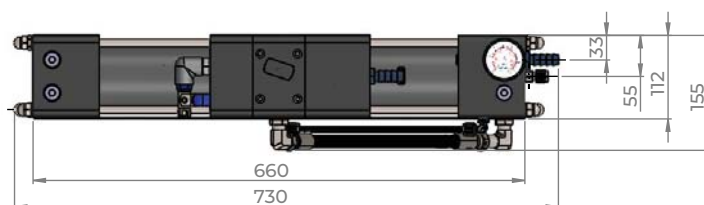
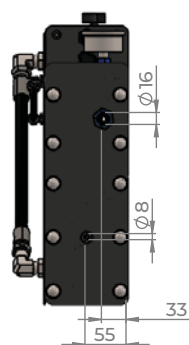



25/35 FEET
POWERBOAT







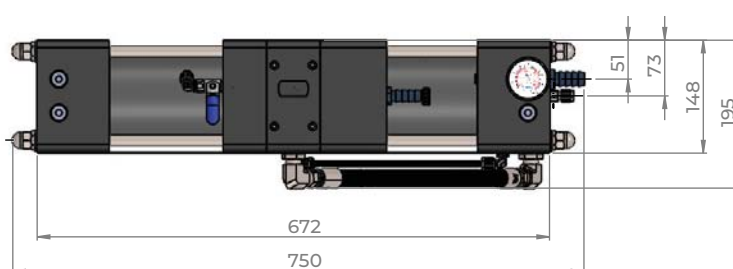
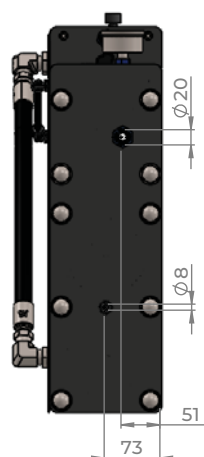


	Power Supply	12 / 24 V
	Consumption	240 Watt
	Weight	31 Kg
	Membranes	n°2 2,5" x 21"







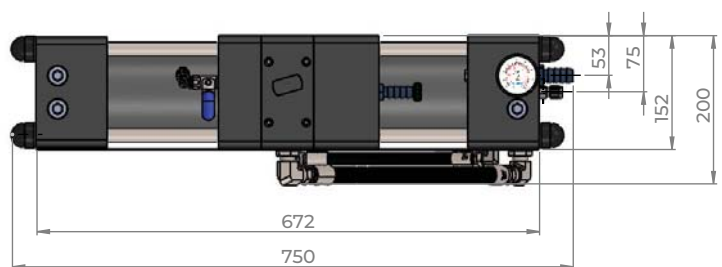
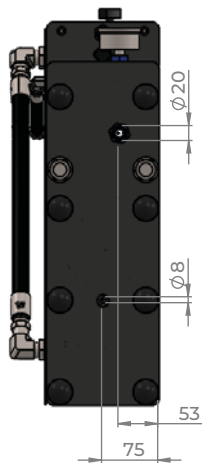



 Power Supply	12/24/48 VDC or AC
 Consumption	400 Watt
 Weight	53 Kg
 Membranes	n°2 4" x 21"



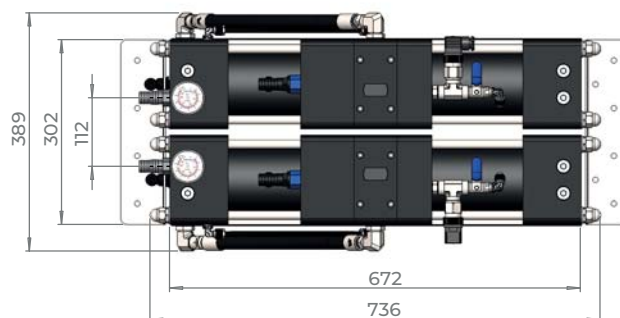
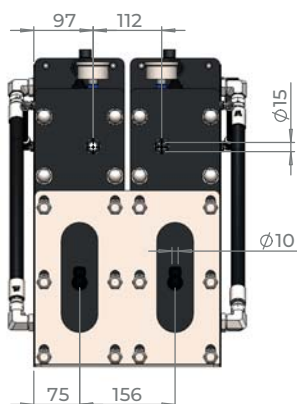



 Power Supply	24/48 VDC or AC
 Consumption	600 Watt
 Weight	62 Kg
 Membranes	n°2 4" x 21"



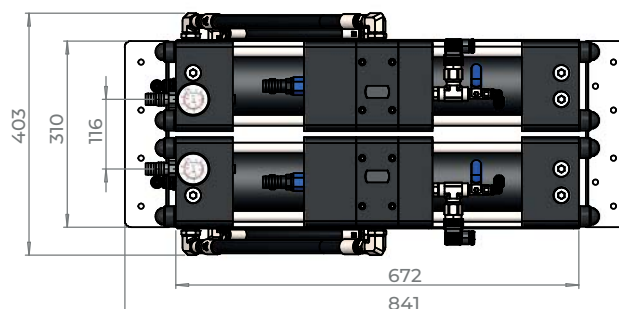
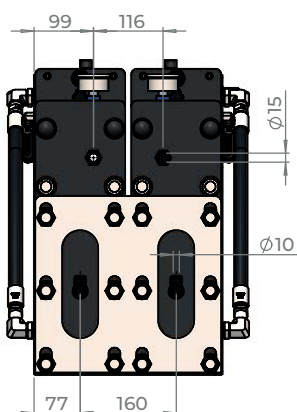


	Power Supply	12/24/48 VDC or AC
	Consumption	800 Watt
	Weight	102 Kg
	Membranes	n°4 4" x 21"






	Power Supply	24/48 VDC or AC
	Consumption	1,2 kWatt
	Weight	120 Kg
	Membranes	n°4 4" x 21"



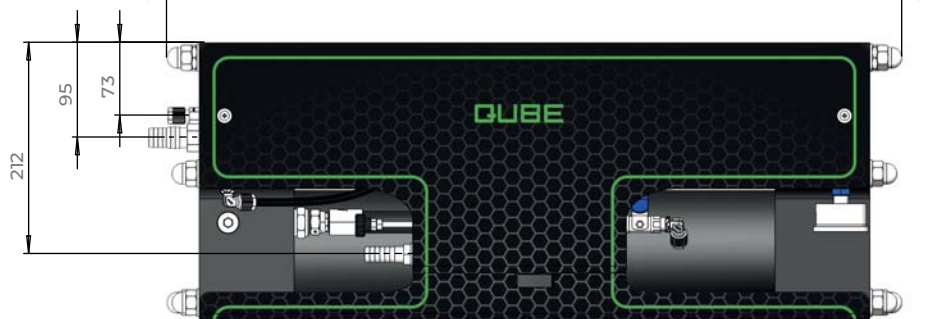



Power Supply	12/24 VDC
Consumption	300 Watt
Weight	31 Kg
Membranes	n° 2 2,5" x 21"



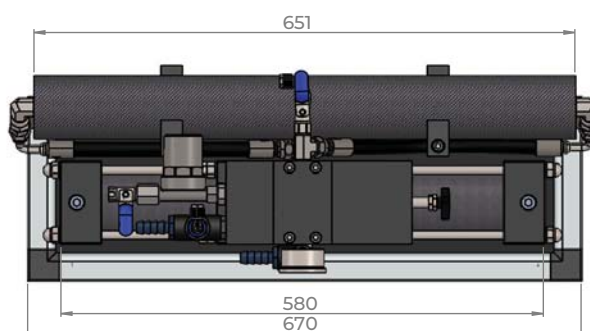
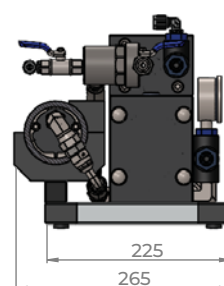
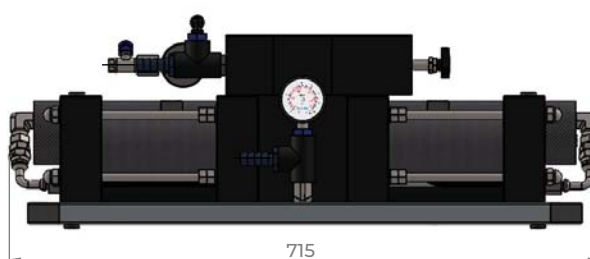
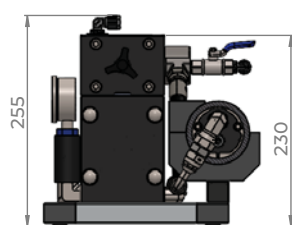


Power Supply	12/24 VDC or AC
Consumption	400 Watt
Weight	50 Kg
Membranes	n° 2 4" x 21"



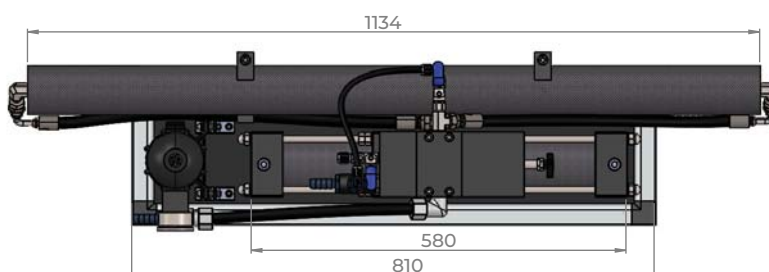
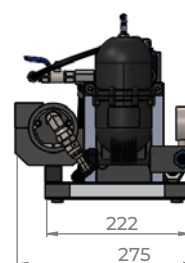
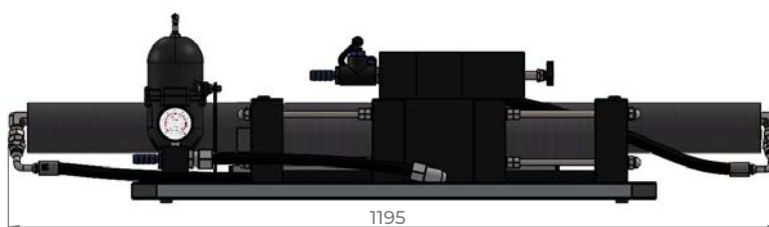
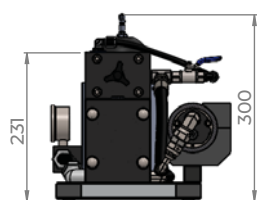


Power Supply	12 / 24 VDC
Consumption	110 Watt
Weight	25 Kg
Membranes	nº 2,5" x 21"





	Power Supply	12 / 24 VDC or AC
	Consumption	240 Watt
	Weight	31 Kg
	Membranes	n°1 2,5" x 40"



smart

80 lit/h
Gal/h 21

Power Supply 12 / 24 VDC or AC

Consumption 380 Watt

Weight 35 Kg

Membranes n°2 2,5" x 40"

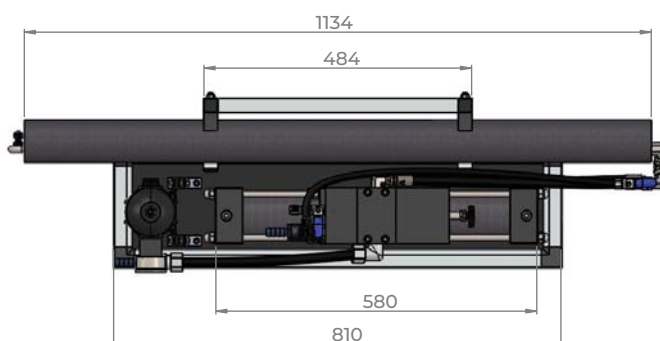
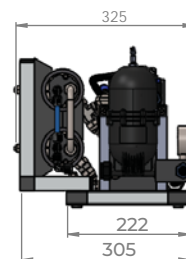
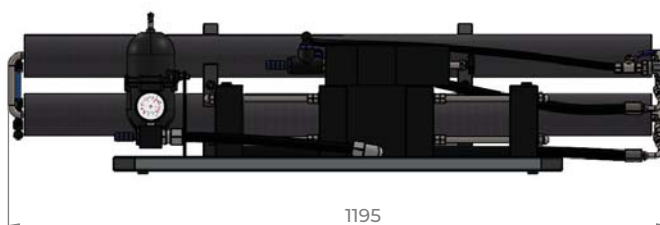
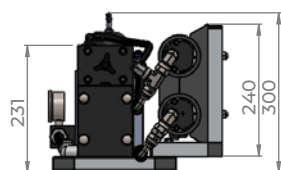


6/7
PERSONS

40/50 FEET
SAILBOAT

35/45 FEET
CATAMARAN

35/45 FEET
POWERBOAT





Power Supply 12/24/48 VDC or AC

Consumption 400 Watt

Weight 48 Kg

Membranes n°1 4" x 40"

6/8
PERSONS



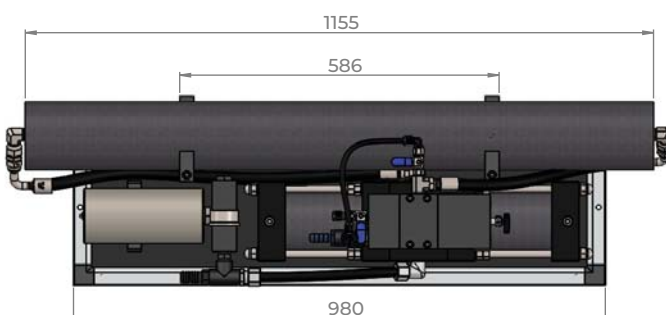
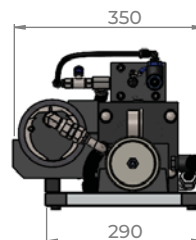
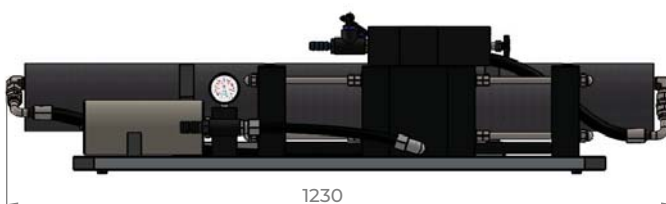
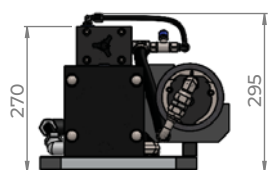
45/55 FEET
SAILBOAT



35/45 FEET
CATAMARAN



35/45 FEET
POWERBOAT



MODULAR

60 lit/h
Gal/h 15.8

Power Supply 12 / 24 VDC or AC

Consumption 240 Watt

Weight 38 Kg

Membranes n°3 2,5" x 21"

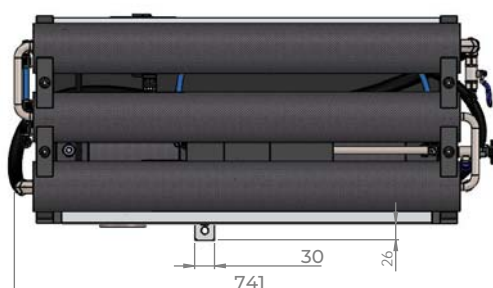
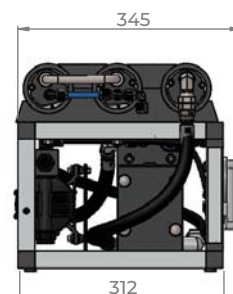
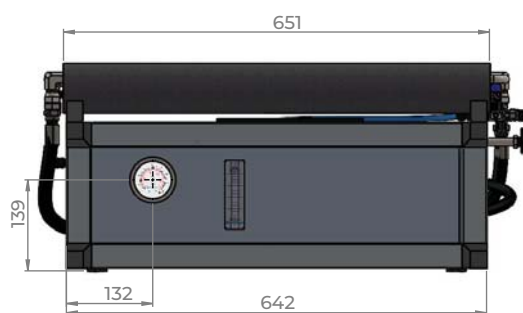
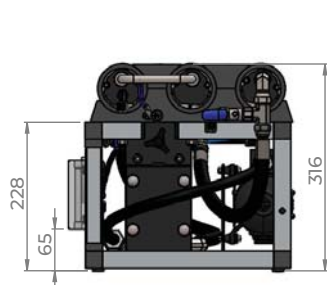




4/6
PERSONS

35/45 FEET
SAILBOAT

30/40 FEET
CATAMARAN

30/40 FEET
POWERBOAT



MODULAR

100 lit/h
Gal/h 26.4



 Power Supply 12/24/48 VDC or AC

 Consumption 400 Watt

 Weight 58 Kg

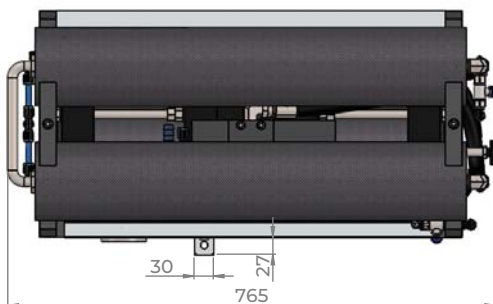
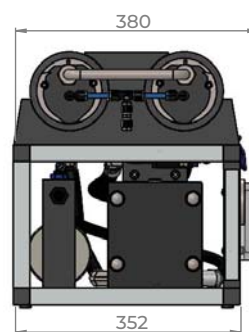
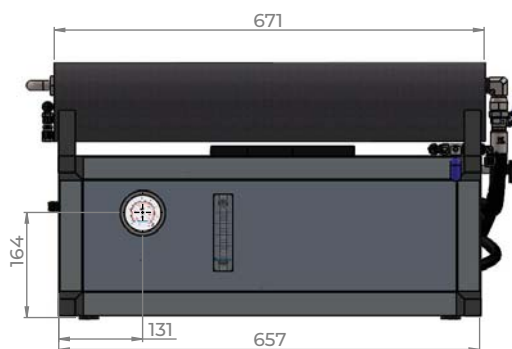
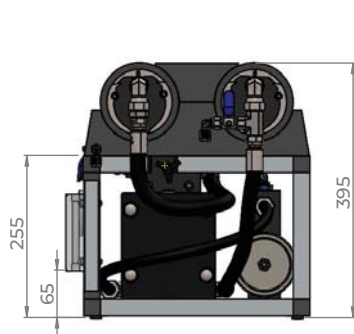
 Membranes n°2 4" x 21"

6/8
PERSONS

45/55 FEET
SAILBOAT

35/45 FEET
CATAMARAN

35/45 FEET
POWERBOAT



MODULAR

150 lit/h
Gal/h 39.6



Power Supply 24/48 VDC or AC

Consumption 600 Watt

Weight 69 Kg

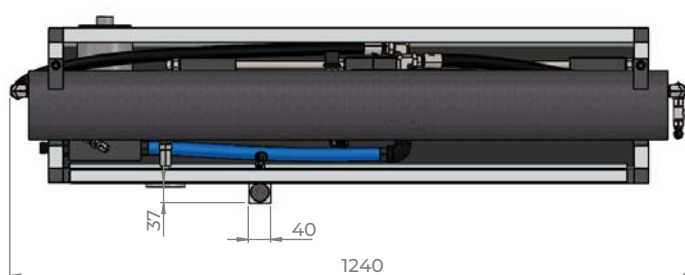
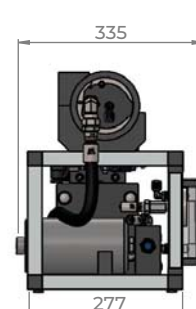
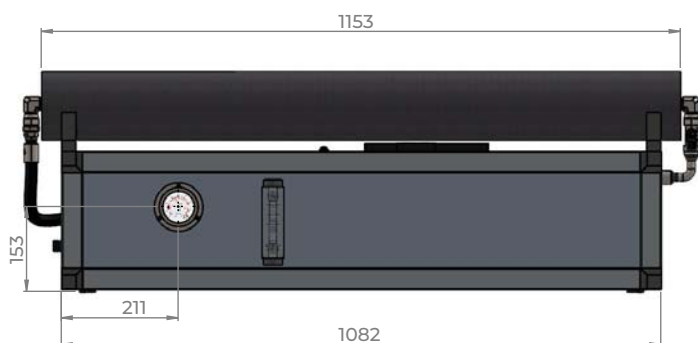
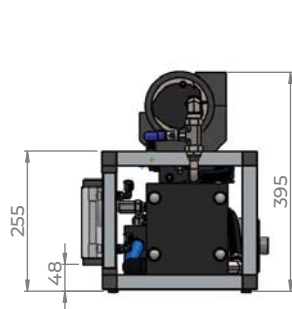

Membranes n°1 4" x 40"

8/10
PERSONS

50/60FEET
SAILBOAT

40/50 FEET
CATAMARAN

40/50 FEET
POWERBOAT



MODULAR

230 lit/h
Gal/h 61



 Power Supply AC single or three phase

 Consumption 1,5 kW

 Weight 95 Kg

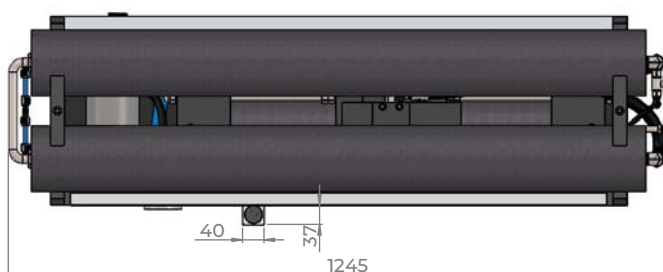
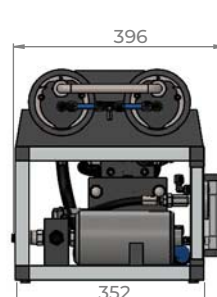
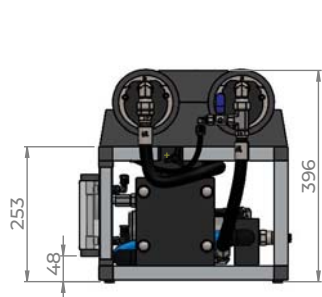
 Membranes n°2 4" x 40"

10/12
PERSONS

55/65 FEET
SAILBOAT

50/60 FEET
CATAMARAN

50/60 FEET
POWERBOAT







MODULAR

300 lit/h
Gal/h 79

Main pump inside
INVERTER TECHNOLOGY



	Power Supply	AC single or three phase
	Consumption	2,5 kW
	Weight	145 Kg
	Membranes	n°3 4" x 40"

12/14
PERSONS



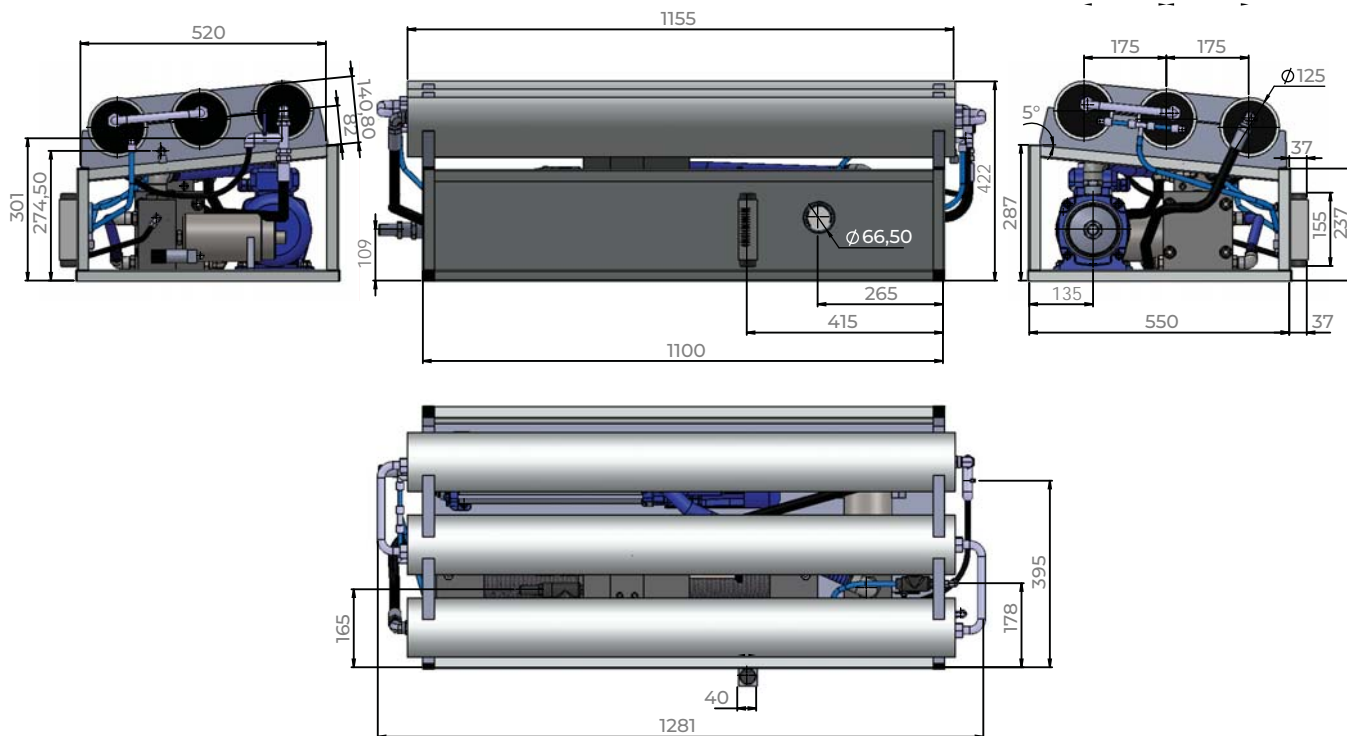
60/70 FEET
SAILBOAT



55/65 FEET
CATAMARAN



55/65 FEET
POWERBOAT



MODULAR

500 lit/h
Gal/h 132

Main pump inside
INVERTER TECHNOLOGY



Power Supply AC three phase

Consumption 3,5 kW

Weight 180 Kg

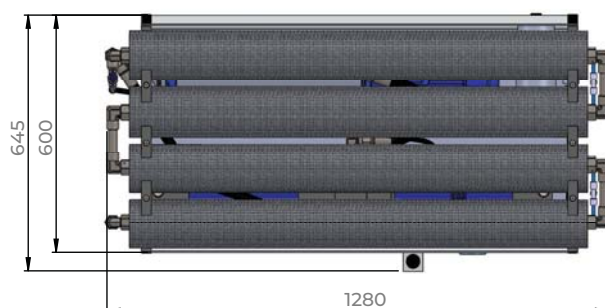
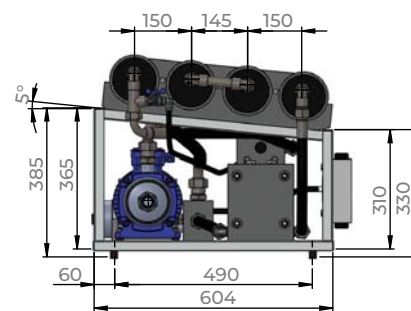
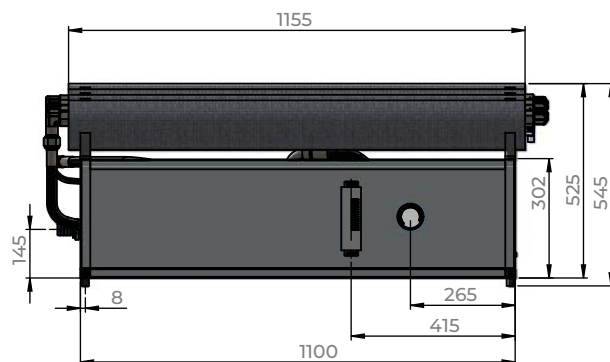
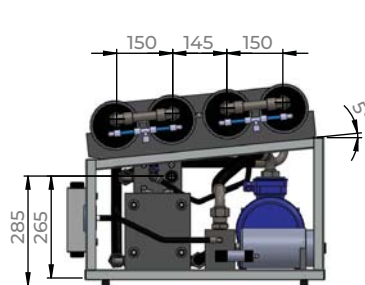
Membranes n°4 4" x 40"

14/20
PERSONS

70/100 FEET
SAILBOAT

65/80 FEET
CATAMARAN

65/80 FEET
POWERBOAT



Remote panels

BASIC



Functions:

- Start/stop
- Automatic flushing
- Timer
- Automatic start up

Dimension: 100 x 66 mm

Available for:

- Zen 30, 50, 100, 150
- Qube 65, 100
- Smart 30, 60, 80, 100
- Modular 60, 100, 150

MINITOUCH



Functions:

- Start/stop
- Timer
- Automatic flushing
- Intensive flushing
- Periodic flushing
- Hours counter
- Automatic start up
- Pressure meter

Dimension: 100 x 76 mm

Available for:

- Zen 30, 50, 100, 150
- Qube 65, 100
- Smart 30

TOUCH



Functions:

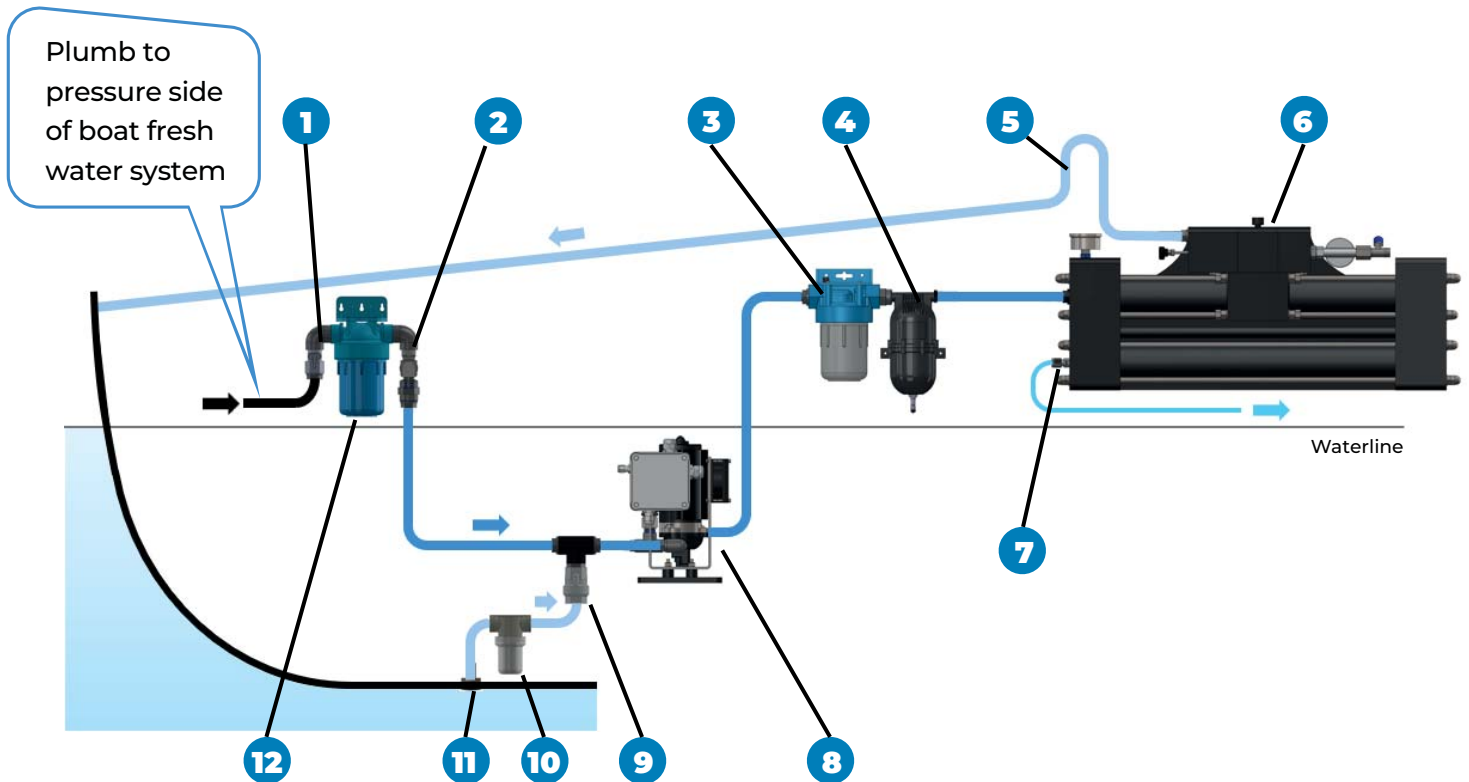
- Start/Stop
- Timer
- Automatic flushing
- Intensive flushing
- Periodic flushing
- Hours counter
- Automatic start up
- Assisted maintenance
- Salinity monitoring (optional)
- Flow meter (optional)
- Pressure meter (optional)
- Chartplotter interface (optional)
- Control from tank level switches

Dimension: 120 x 80 mm

Available for:

- Zen 100, 150
- Zen twin 200, 300
- Qube 65, 100
- Smart 60, 80, 100
- Modular 60, 100, 150, 230, 300, 500

Typical installation



LEGEND

- | | |
|---------------------------------|-------------------------|
| 1 Pressurized fresh water valve | 7 Fresh water outlet |
| 2 Electrovalve | 8 Pump |
| 3 5 micron filter | 9 Non return valve |
| 4 Accumulator | 10 Mesh filter |
| 5 Swan neck upwater-Discharge | 11 Sea water inlet |
| 6 Watermaker | 12 Active carbon filter |

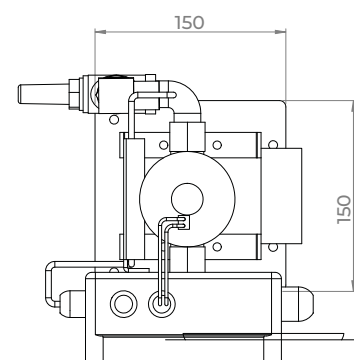
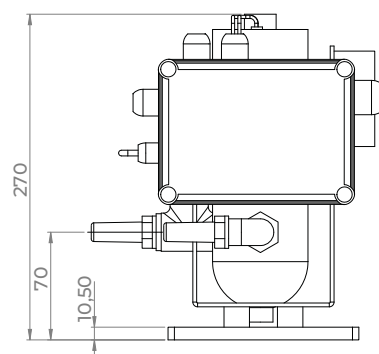
Feed pumps

All watermakers in the 30-150 litres per hour range are fitted with a single feed pump. A choice of pump configurations offers flexible options when space is limited.

30 lit/h

AVAILABLE FOR

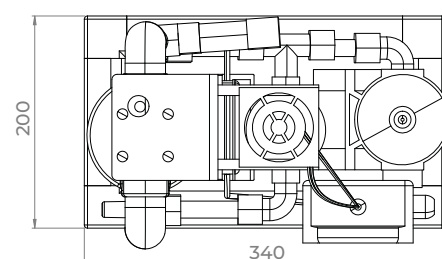
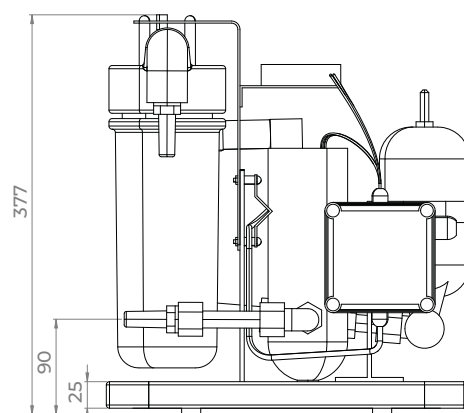
zen 30

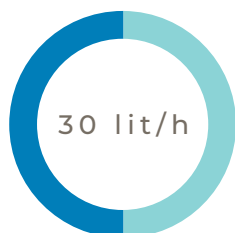


30 lit/h

AVAILABLE FOR

smart 30

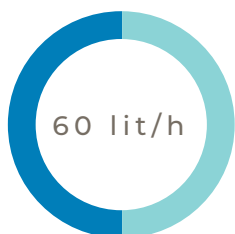
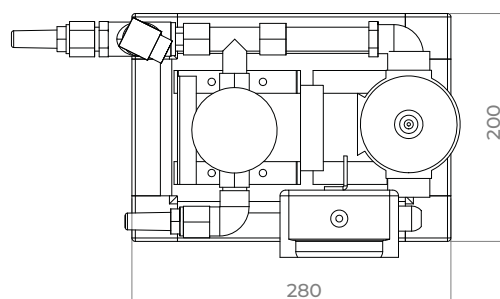
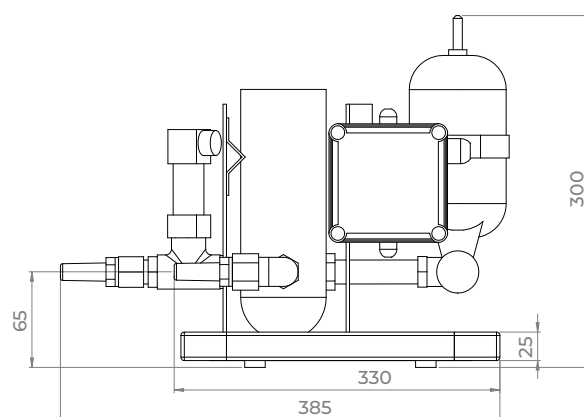




30 lit/h

AVAILABLE FOR

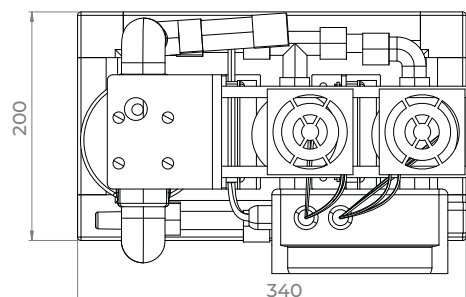
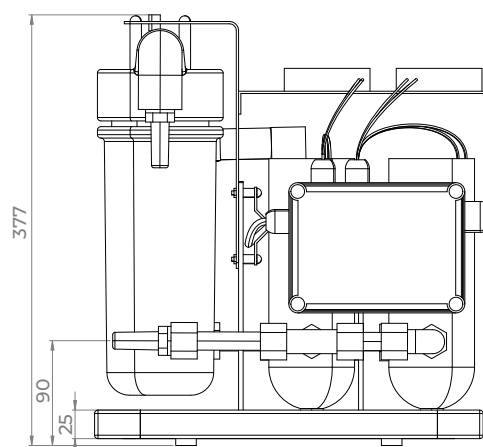
smart 30
with external filter



60 lit/h

AVAILABLE FOR

smart 60 | modular 60

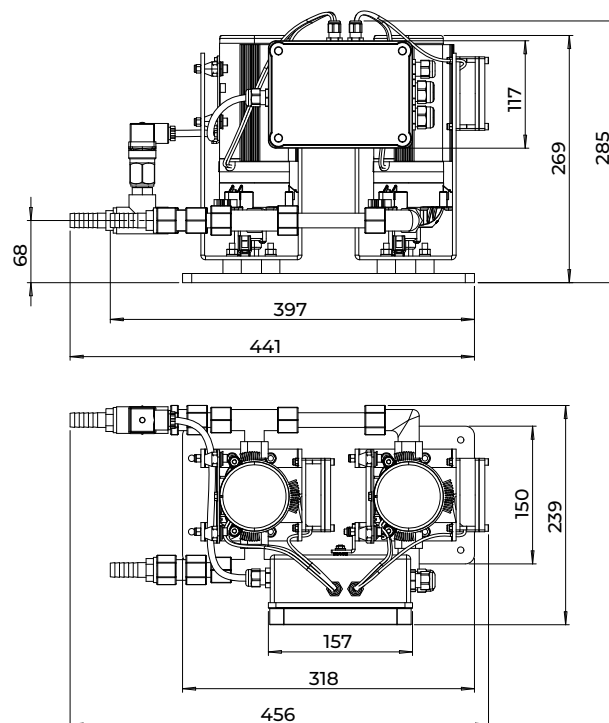


50 - 60
lit/h

AVAILABLE FOR

zen 50 | smart 60 | modular 60

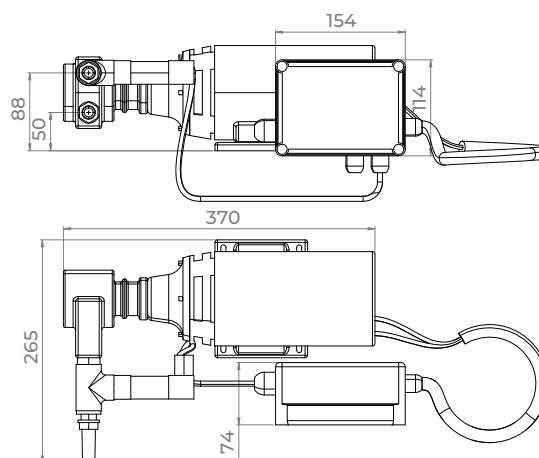
with external filter



80 - 100
lit/h

AVAILABLE FOR

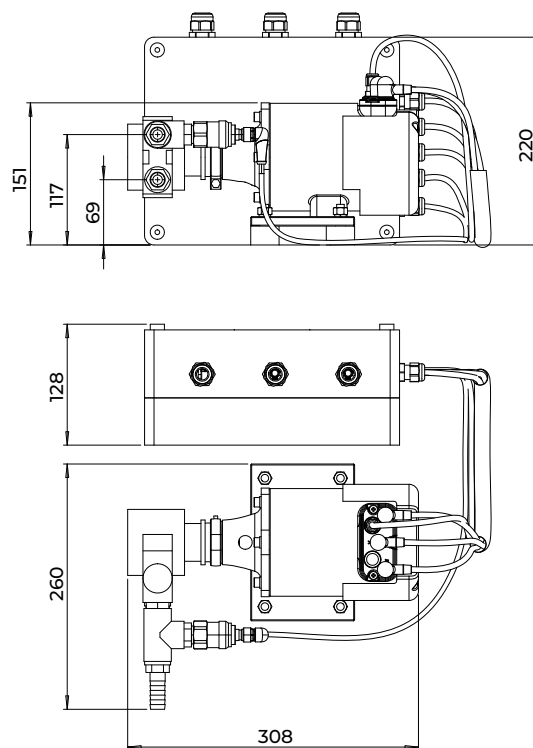

zen 100 | twin 200 | smart 80 | smart 100 | modular 100



60 - 100
lit/h

AVAILABLE FOR

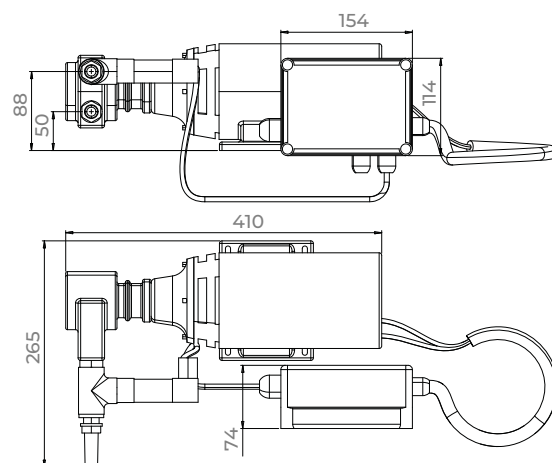
qube 65 | qube 100

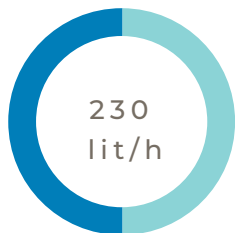


150
lit/h

AVAILABLE FOR

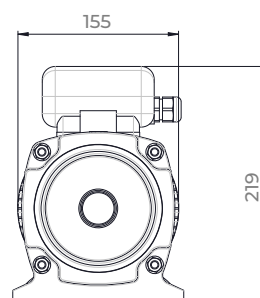
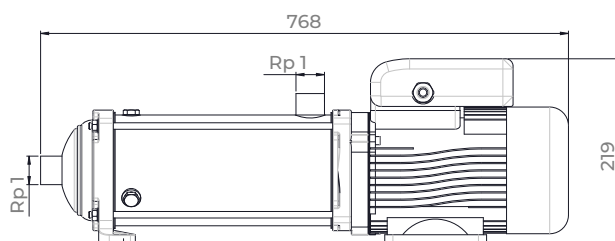
zen 150 | twin 300 | modular 150





AVAILABLE FOR

modular 230



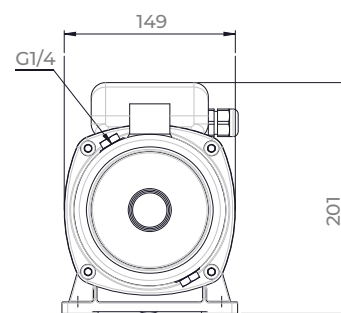
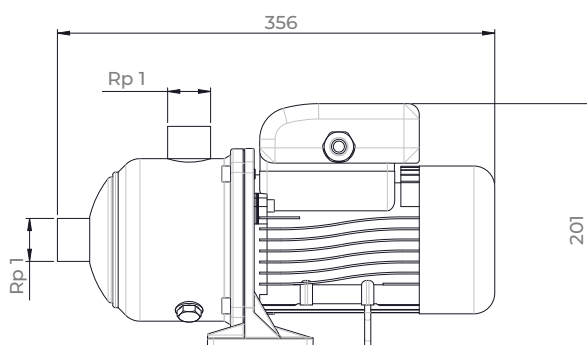
Pre pumps



230 - 300
lit/h

AVAILABLE FOR

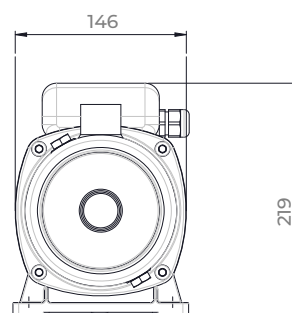
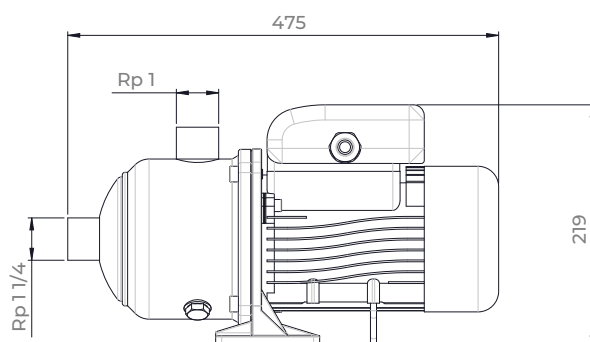
modular 230 | modular 300



500
lit/h

AVAILABLE FOR

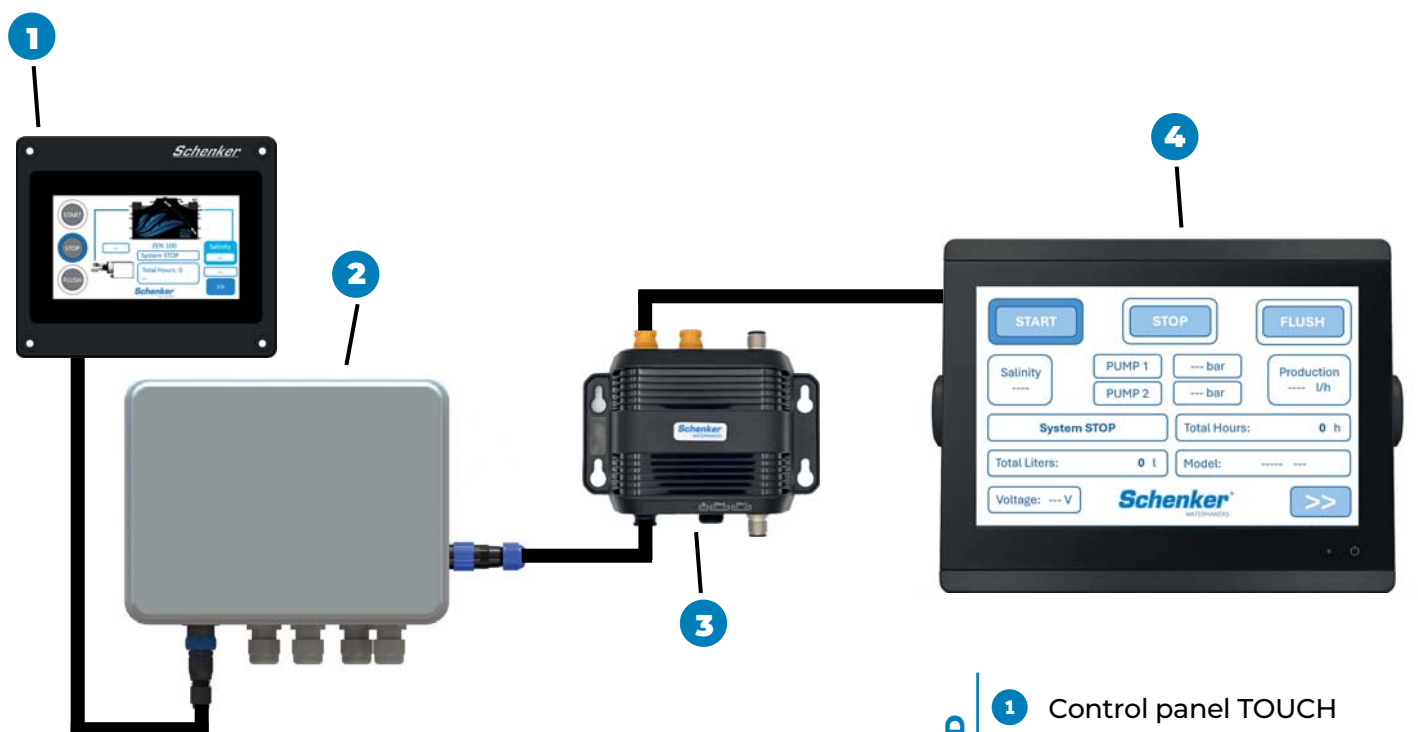

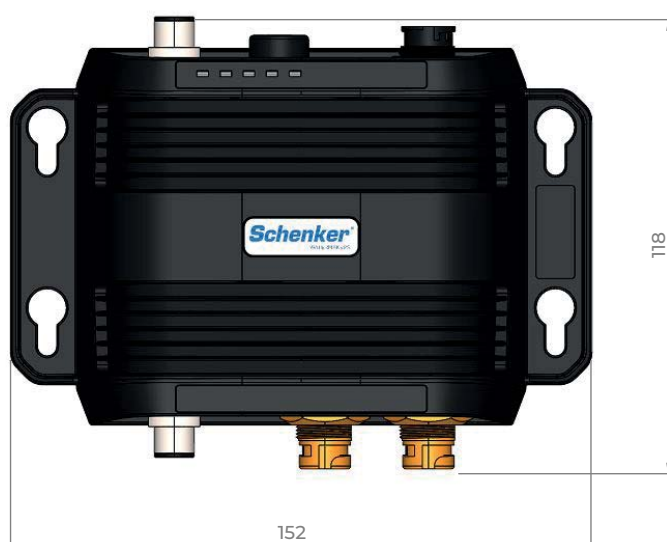
modular 500



Connettivity

Chartplotter Interface

The Schenker MFD interface allows you to control watermakers equipped with a TOUCH control panel directly from the main chartplotters available on the market, compatible with HTML5 applications (SIMRAD, B&G, LOWRANCE, GARMIN, RAYMARINE) via a LAN connection.



LEGEND

- 1 Control panel TOUCH
- 2 Computer box
- 3 Interface system
- 4 Chartplotter (not included)

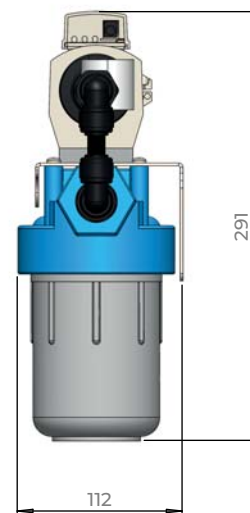

Fresh water treatments

Schenker UV purification system

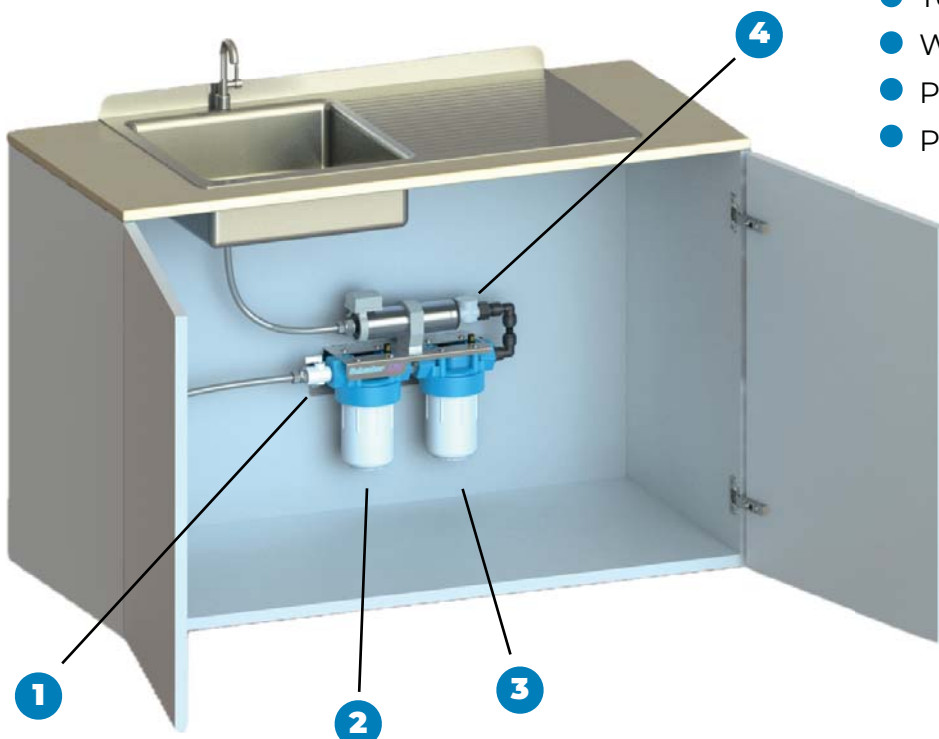
Schenker UV is based on a latest-generation ultraviolet LED lamp, combined with a pair of filters. The lamp activates only during water flow, minimizing power consumption. It reduces bacterial load by 99.9% (for a flow rate of 10 liters/min). The filters eliminate sediments and improve the water's organoleptic qualities.

Power supply available: 12 and 24 V.

Suitable for fresh water pumps with a flow rate of up to 14 liters/min.



TYPICAL INSTALLATION

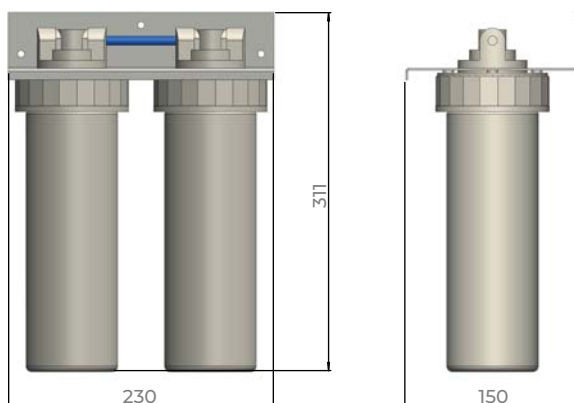


- Maximum flow rate: 14 l/min
- Temperature range: 0-45°C
- Working pressure: 0,5 - 8 bar
- Power consumption: 18 watts
- Power supply: 12/24 V

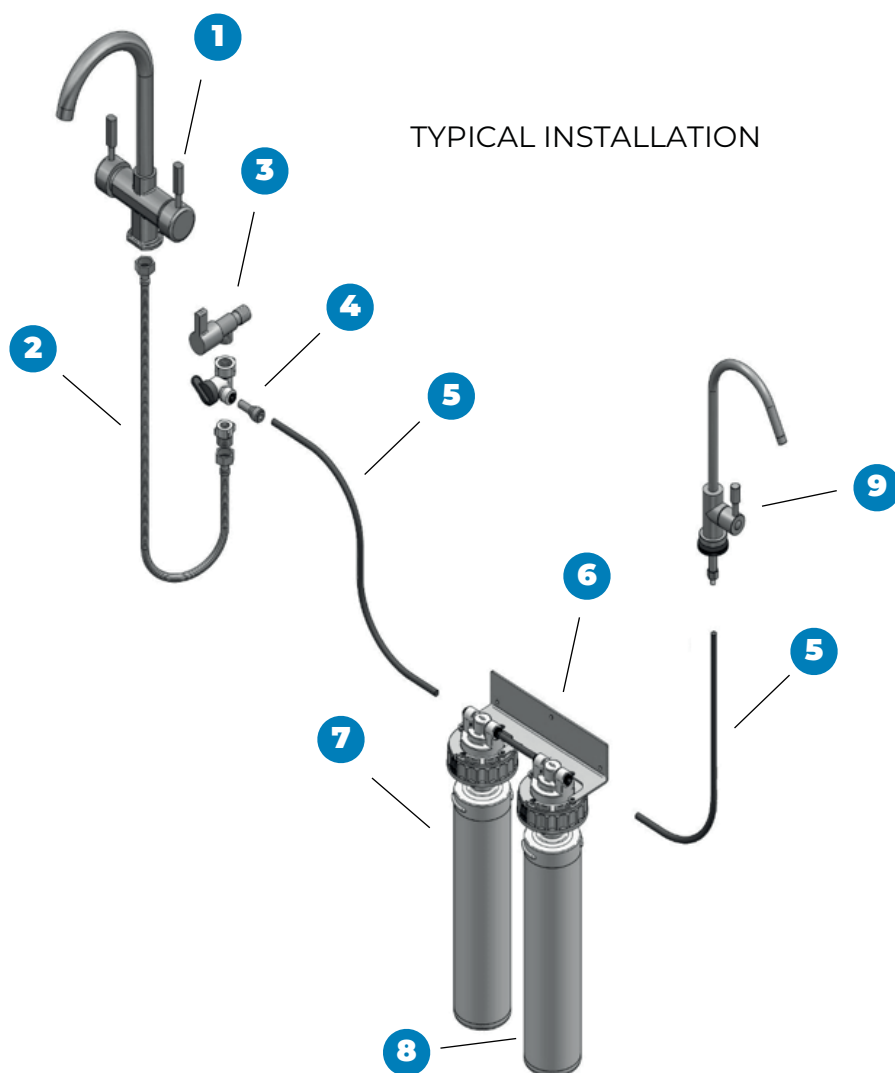
- LEGEND**
- 1 Ball valve
 - 2 Active carbon filter
 - 3 5 micron filter
 - 4 UV STERILIZER

Pick&Drink – Microfiltration

Pick and Drink is a complete kit to filter the water from the tank, increasing the quality of the water. The kit consists of a pair of pre-assembled microfilters and a dispenser. The system can be easily connected to the pressurized freshwater system of the boat. High quality of fresh water always available from the dispenser.



- Flow rate: 3 l/min
- Temperature: 3-30°C
- Working pressure: 1-7 bar



LEGEND

- 1 Sink faucet
- 2 Sink hose
- 3 Wall-mounted water intake
- 4 Sampling valve
- 5 Hose PE 8X6 JG
- 6 PP housings group
- 7 Carbon block filter – 0,5 micron
- 8 Ultra-filtration – 0,15 micron
- 9 American Style faucet



WWW.SCHENKERWATERMAKERS.COM

Via Ferrante Imparato 499/501 | 80146 | Naples | Italy

Ph. +39 081 5593505 | Ph. +39 081 5590931 | Fax +39 081 5597372

e-mail: info@schenker.it



Schenker[®]
WATERMAKERS



The texts, the photographs and the drawings used in this brochure are the exclusive property of Schenker Italia S.r.L. and cannot be reproduced without explicit written authorisation.
The descriptions and the technical data in this brochure should be considered for guidance only. Schenker Italia reserves the right to vary and modify them at any time without prior notice.

November 2025

